

PINCH

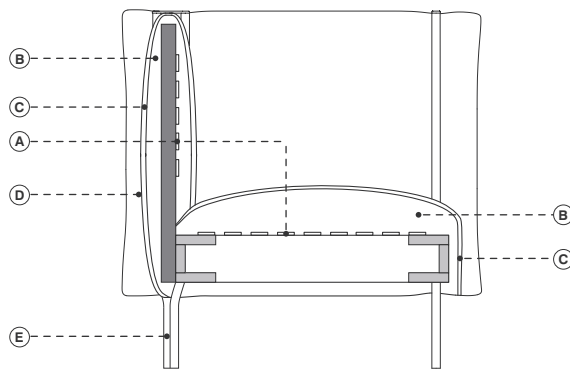
Armchair, Sofa, Dormeuse, Ottoman, System

Skrivo design,
2016

laCividina



**DATI TECNICI
TECHNICAL DATA
DONNÉES TECHNIQUES
TECHNISCHE ANGABEN**

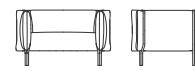


- Legno massiccio di faggio
- Multistrato di faggio
- A.** Cinghie elastiche ad alta densità
- B.** Poliuretano espanso ignifugo indeformabile a quote differenziate
- C.** Fibra di poliestere
- D.** Rivestimento fisso in tessuto o pelle
- E.** Acciaio

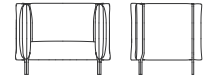
- Solid beech
- Multilayered beech
- A.** High density elastic straps
- B.** Flame-retardant undeformable polyurethane foam of different densities
- C.** Polyester fibers
- D.** Fixed upholstery in fabric or leather
- E.** Steel

- Bois de hêtre massif
- Multiplis de hêtre
- A.** Sangles élastiques
- B.** Mousse polyuréthane expansé ignifuge indéformable à épaisseurs différenciées
- C.** Fibre de polyester
- D.** Revêtement pas déhoussable en tissu ou cuir
- E.** Acier

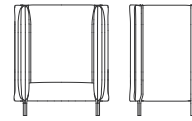
- Massivholz aus Buche
- Buchenschichtholz
- A.** Elastischen Gurtbändern
- B.** Feuerfester formbeständige Polyurethanschaum in unterschiedlicher Dichte
- C.** Polyester
- D.** Unabziehbarer Bezug aus Stoff oder Leder
- E.** Stahl



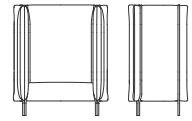
Bassa
Low
Basse
Niedrig



Media
Medium
Moyenne
Mittel



Alta
High
Haute
Hoch



Alta slim
High slim
Haute slim
Hoch slim

**NOTE
NOTES
ANNOTATION
ANMERKUNG**

- Base personalizzabile con tinta cliente
- Cuscini extra disponibili
- COM: tessuto cliente (tinta unita e h.140 cm.) - campione richiesto
- COL: pelle cliente - campione richiesto

- Base customizable with customer's colors on request
- Extra cushions available
- COM: client's fabric (plain colour and width 140 cm.) - sample required
- COL: client's leather - sample required

- Piètement personnalisable avec coloris du sur demande
- Autres coussins disponibles
- COM: tissu fourni (couleur unie et hauteur 140 cm.) - échantillon nécessaire
- COL: cuir fourni - échantillon nécessaire

- Gestell in Kundenfarben auf Anfrage verfügbar
- Weitere Kissen verfügbar
- COM: Kundenstoff (einfarbig und Breite 140 cm.) - Stoffmuster nötig
- COL: Kundenleder - Ledermuster nötig

**FINITURE
FINISHES
FINITIONS
AUSFÜHRUNGEN**



Avorio
Ivory
Ivoire
Elfenbein



Prugna
Plum
Prune
Pflaume



Nero pece
Pitch black
Poix noir
Pech Schwarz

**OPZIONE
OPTION
OPTION
OPZION**



Su richiesta attacco per connessione elettrica e USB con sovrapprezzo
Electrical connection and USB upon request with upcharge
Sur demande connection électrique et USB avec surcoût
Elektrische Verbindung und USB- Anschluss auf Anfrage gegen Aufpreis

**RIVESTIMENTI CONSIGLIATI
RECOMMENDED COVERINGS
REVÊTEMENTS CONSEILLÉS
EMPFOHLENE BEZÜGE**

CAT. START
RINGO
OPUS

CAT. A
XTREME
TAILOR
ANGEL
MEDLEY
SAMAR
AVON
MAGNUM
AUTUMN
HANGO

CAT. B
FAME
MAIN LINE FLAX
HESTAN
SILVERTEX
GEIKO

CAT. C
SUPERB
TREND
KEN BI
MIKONOS
ANDROS
ACAPULCO

CAT. SUPER
ORSETTO
REMIX 3
MYLLA
TWISTED FLOWER
DHARMA DIS.400
DHARMA DIS.200
DHARMA DIS.600
DHARMA DIS.100
DHARMA DIS.500
DIVA DIS.01

CAT. EXTRA
STEELCUT TRIO 3
ARIANA
OPERA
ARCO
CREDO
TRIO
BIT
DIVA DIS.05
DIVA DIS.21
DIVA DIS.29

CAT.MAXI
UNIFORM MÉLANGE
HALLINGDAL 65
DIVINA 3

CAT. TOP
ARDA
REGOS

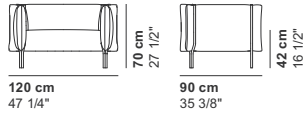
CAT. SPECIAL
GENTLE 2

CAT. LUX
LUX 1
LUX 2

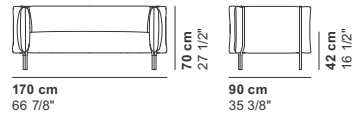
CAT. IMPERIAL
IMPERIAL 1
IMPERIAL 2

POLTRONE e DIVANI h.70
ARMCHAIRS and SOFA h.70
FAUTEUILS et CANAPÉS h.70
SESSELS und SOFA h.70

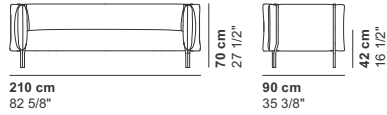
COD. 9080
ARMCHAIR h.70



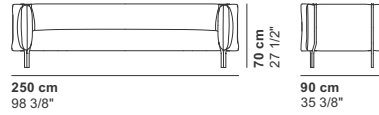
COD. 9081
2 SEATER SOFA h.70



COD. 9082
2 SEATER SOFA MAJOR h.70

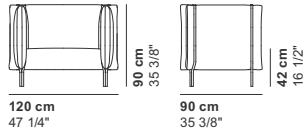


COD. 9083
3 SEATER SOFA MAJOR h.70

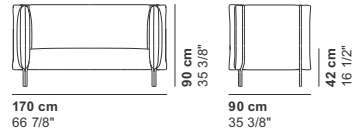


POLTRONE e DIVANI h.90
ARMCHAIRS and SOFA h.90
FAUTEUILS et CANAPÉS h.90
SESSELS und SOFA h.90

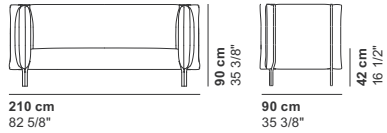
COD. 9084
ARMCHAIR h.70



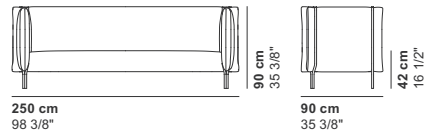
COD. 9085
2 SEATER SOFA h.90



COD. 9086
3 SEATER SOFA h.90

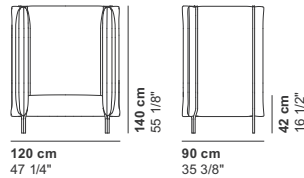


COD. 9087
3 SEATER SOFA MAJOR h.90

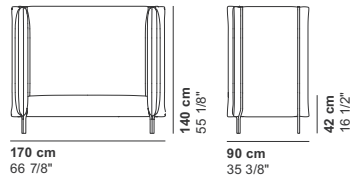


POLTRONE e DIVANI h.140
ARMCHAIRS and SOFA h.140
FAUTEUILS et CANAPÉS h.140
SESSELS und SOFA h.140

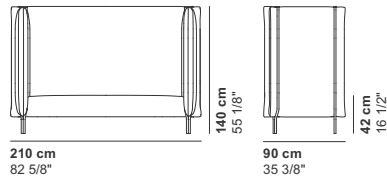
COD. 9088
ARMCHAIR h.140



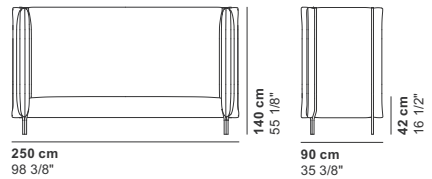
COD. 9089
2 SEATER SOFA h.140



COD. 9090
3 SEATER SOFA h.140

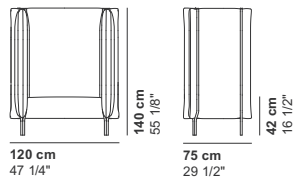


COD. 9091
3 SEATER SOFA MAJOR h.140

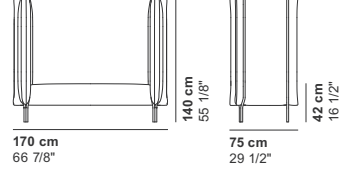


POLTRONE e DIVANI h.140 SLIM
ARMCHAIRS and SOFA h.140 SLIM
FAUTEUILS et CANAPÉS h.140 SLIM
SESSELS und SOFA h.140 SLIM

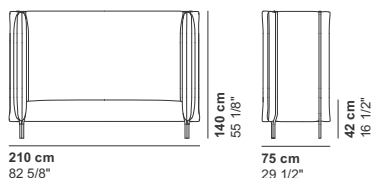
COD. 9100
ARMCHAIR h.140 SLIM



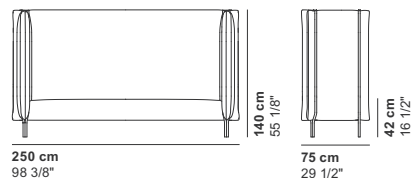
COD. 9101
2 SEATER SOFA h.140 SLIM



COD. 9102
3 SEATER SOFA h.140 SLIM

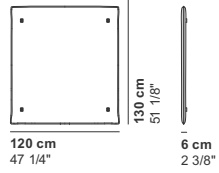


COD. 9103
3 SEATER SOFA MAJOR h.140 SLIM

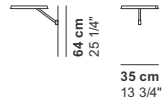


PANNELLO DIVISORIO
PARTITION PANEL
PARAVENT POUR SÉPARATION
RAUMTRENNUNG-STELFWAND

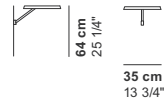
COD. 9104
PARTITION PANEL



COD. 9092
ADDITIONAL RIGHT TABLE

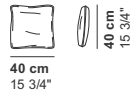


COD. 9093
ADDITIONAL LEFT TABLE

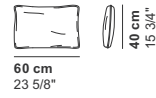


CUSCINO
PILLOW
COUSSIN
KISSEN

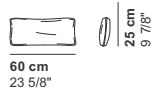
COD. 10020
PILLOW



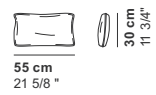
COD. 10021
PILLOW



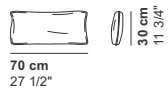
COD. 10022
PILLOW



COD. 10023
PILLOW



COD. 10024
PILLOW



Istruzioni di Mantenimento e Pulizia – Divano in Tessuto / Pelle

1. Premessa

Le seguenti istruzioni sono fornite in conformità al **Codice del Consumo (D.lgs. 6 settembre 2005, n. 206)**, con particolare riferimento agli articoli relativi alla **sicurezza dei prodotti**, alla **corretta informazione al consumatore** e alla **durabilità del bene**.

L'osservanza di queste indicazioni è condizione essenziale per mantenere inalterate le caratteristiche estetiche e funzionali del divano e per la validità della garanzia.

2. Uso e manutenzione generale

- Posizionare il divano lontano da **fonti di calore dirette** (radiatori, stufe, caminetti) e da **luce solare intensa**, che possono alterare colore e consistenza dei rivestimenti.
- Evitare l'esposizione prolungata ad **umidità elevata** o ad ambienti poco ventilati.
- Non utilizzare solventi, alcol, ammoniaca, acetone o detergenti abrasivi.
- Pulire periodicamente il divano per rimuovere polvere e residui, evitando che si depositino e danneggino i materiali.
- Evitare di sedersi sui braccioli o di caricare in modo eccessivo parti non strutturali.

3. Pulizia del rivestimento in tessuto

Pulizia ordinaria:

- Aspirare settimanalmente la superficie con un accessorio morbido per eliminare la polvere.
- In alternativa, spolverare delicatamente con una spazzola a setole morbide.

Pulizia straordinaria:

- Verificare sempre l'etichetta del tessuto o la scheda tecnica del produttore per conoscere la composizione e le modalità di lavaggio.
- In caso di macchie, tamponare immediatamente con un panno pulito e assorbente, senza strofinare.
- Utilizzare esclusivamente **detergenti neutri e specifici per tessuti d'arredamento**, testandoli prima su una parte nascosta.
- Evitare l'uso eccessivo di acqua: l'umidità può deformare l'imbottitura o alterare i colori.

4. Pulizia del rivestimento in pelle

Pulizia ordinaria:

- Spolverare la superficie con un panno morbido e asciutto o leggermente inumidito con acqua distillata.
- Utilizzare periodicamente un **latte detergente neutro o un prodotto specifico per pelli naturali**, seguendo le istruzioni del produttore.

Cura periodica:

- Applicare ogni 3–6 mesi un **trattamento nutriente** per mantenere la pelle morbida e prevenire screpolature.

Attenzioni particolari:

- Evitare il contatto con inchiostri, cosmetici, profumi, solventi o sudore prolungato.
- Non utilizzare detergenti per scarpe, cere o spray lucidanti non destinati all'arredamento.

5. Struttura e imbottitura

- Controllare periodicamente che i **piedini e gli elementi strutturali** siano ben fissati.
- Ridistribuire l'imbottitura (soprattutto nei cuscini in piuma o misto piuma) per mantenere la forma originaria.
- Ruotare e alternare i cuscini periodicamente per garantire un'usura uniforme.

6. Garanzia e conformità

Il rispetto delle presenti istruzioni contribuisce a mantenere il prodotto in condizioni conformi al contratto di vendita ai sensi degli **articoli 128–135 del Codice del Consumo** (Garanzia legale di conformità).

Eventuali danni derivanti da un uso o una pulizia non conformi non sono coperti dalla garanzia.

Maintenance and Cleaning Instructions – Fabric / Leather Sofa

1. Introduction

The following instructions are provided in accordance with the **Italian Consumer Code (Legislative Decree No. 206 of September 6, 2005)**, particularly with reference to product **safety**, **consumer information**, and **product durability**. Compliance with these guidelines is essential to preserve the sofa's functional and aesthetic characteristics and to maintain warranty validity.

2. General Care and Use

- Keep the sofa **away from direct heat sources** (radiators, stoves, fireplaces) and **intense sunlight**, which can cause fading or material deterioration.
- Avoid prolonged exposure to **high humidity** or poorly ventilated areas.
- Do **not** use solvents, alcohol, ammonia, acetone, or abrasive cleaning products.
- Clean the sofa regularly to remove dust and debris that could damage the surface over time.
- Do not sit or lean heavily on armrests or non-structural parts.

3. Fabric Upholstery Cleaning

Regular cleaning:

- Vacuum the fabric weekly using a soft brush attachment to remove dust.
- Alternatively, gently brush with a soft-bristled upholstery brush.

Deep cleaning:

- Always check the care label or fabric technical sheet for composition and cleaning instructions.
- In case of spills, blot immediately with a clean, absorbent cloth—**do not rub**.
- Use only **neutral, fabric-specific cleaning solutions**, and always test them on an inconspicuous area first.
- Avoid excessive moisture, as it may deform padding or alter colors.

4. Leather Upholstery Cleaning

Regular cleaning:

- Wipe with a soft, dry cloth or one slightly dampened with distilled water.
- Periodically clean with a **neutral leather cleaner or mild cleansing milk**, following the manufacturer's recommendations.

Periodic care:

- Every 3–6 months, apply a **leather conditioner or nourishing cream** to keep the leather soft and prevent cracking.

Precautions:

- Avoid contact with ink, cosmetics, perfumes, solvents, and prolonged skin perspiration.
- Do not use shoe creams, waxes, or polishes not specifically formulated for furniture leather.

5. Structure and Padding

- Check regularly that all **legs and structural elements** are securely fastened.
- Fluff and reshape cushions (especially those filled with feathers or feather mixes) to maintain their original form.
- Rotate and interchange seat and back cushions periodically to ensure even wear.

6. Warranty and Compliance

Proper maintenance in accordance with these instructions helps keep the product in conformity

La Cividina s.r.l., al fine di migliorare le caratteristiche tecniche e qualitative della sua produzione, si riserva di apportare, anche senza preavviso, tutte le modifiche che si rendessero necessarie.

With a view to improving the technical characteristics and quality of its products la Cividina s.r.l. reserves the right to develop its products at anytime without notice.

A fin d'améliorer les caractéristiques de sa production, La Cividina s.r.l. se réserve d'apporter, même sans préavis, toutes les modifications qui se rendent nécessaires.

Zur Verbesserung, der technischen und qualitativen Merkmale, behält sich La Cividina s.r.l. vor, alle notwendig erscheinenden Produktionsänderungen, auch ohne Vorankündigung durchzuführen.

LA CIVIDINA S.R.L.

HEADQUARTERS / PRODUCTION

Via Spilimbergo 162
33035 Martignacco
Udine Italy
T +39 0432 677433
F +39 0432 677480
info@lacividina.com
lacividina.com

SHOWROOM MARTIGNACCO

Via Lungolavia 1
33035 Martignacco
Udine Italy
T +39 0432 677433

SHOWROOM MILANO

Palazzo Borromeo
Via Manzoni 41
20121 Milano
Italy
T +39 345 8350810

